
ASHOK LEYLAND
Aapki Jeet. Hamari Jeet.

ASHOK LEYLAND LIMITED

Regd. Office :1, Sardar Patel Road, Guindy, Chennai - 600 032; Ph:+91 44 2220 6000, Fax:+91 44 2220 6001;
CIN : L34101TN1948PLC000105; Website: www.ashokleyland.com; Email id: secretarial@ashokleyland.com

**EXTRACT OF STANDALONE AND CONSOLIDATED UNAUDITED FINANCIAL RESULTS FOR THE QUARTER
AND NINE MONTHS ENDED DECEMBER 31, 2020**

(₹ in Crores)

Sl. No	Particulars	Standalone					Consolidated				
		Quarter Ended		Nine Months Ended		Year Ended	Quarter Ended		Nine Months Ended		Year Ended
		31.12.2020	31.12.2019	31.12.2020	31.12.2019	31.03.2020	31.12.2020	31.12.2019	31.12.2020	31.12.2019	31.03.2020
		Unaudited		Unaudited		Audited	Unaudited		Unaudited		Audited
1	Total revenue from operations	4,813.51	4,015.65	8,300.96	13,629.01	17,467.47	5,954.17	5,188.84	11,311.99	16,863.23	21,951.27
2	Net Profit / (Loss) before exceptional items and tax	27.78	56.34	(676.45)	521.12	517.75	111.65	123.46	(491.15)	701.42	792.44
3	Net Profit / (Loss) before tax	(18.25)	54.17	(725.85)	434.02	361.92	65.62	121.29	(540.55)	650.18	739.16
4	Net Profit / (Loss) for the period	(19.38)	27.75	(554.85)	296.84	239.52	38.32	57.11	(446.73)	402.02	459.80
5	Total comprehensive Income / (Loss) for the period [comprising profit / (loss) for the period (after tax) and Other comprehensive income / (Loss) (after tax)]	(33.00)	28.75	(567.33)	266.01	176.89	114.74	81.12	(284.86)	464.58	633.31
6	Paid-up equity share capital	293.55	293.55	293.55	293.55	293.55	293.55	293.55	293.55	293.55	293.55
7	Other equity					6,970.44					7,495.26
8	Earnings / (Loss) per share (of Re.1/- each)										
	a) Basic	(0.07)	0.09	(1.89)	1.01	0.82	0.05	0.09	(1.76)	1.09	1.15
	b) Diluted	(0.07)	0.09	(1.89)	1.01	0.82	0.05	0.09	(1.76)	1.09	1.15

Notes :

- The above is an extract of the detailed format of financial results for the quarter and nine months ended december 31, 2020 filed with the Stock Exchanges under Regulation 33 of the SEBI (Listing Obligations and Disclosure Requirements) Regulations, 2015 as amended from time to time. The full format of the financial results for the quarter and nine months ended december 31, 2020 are available on the Stock Exchange websites (www.nseindia.com and www.bseindia.com) and on the Company's website (www.ashokleyland.com).
- The figures for the previous periods have been reclassified / regrouped wherever necessary.

On behalf of the Board of Directors


VIPIN SONDI

Managing Director & CEO

Place : New Delhi

Date : Feburary 11, 2021

Visit us at : www.ashokleyland.com



HINDUJA GROUP

[illegible]


<div> <div>BOROSIL®</div> <div>BOROSIL LIMITED</div> <div>CIN: L36100MH2010PLC292722</div> <div> Regd. Office : 1101, Crescenzo, G-Block, Opp. MCA Club, Bandra Kurla Complex, Bandra, Mumbai - 400 051. Tel.No. (022) 6740 6300 Fax No. : (022) 6740 6514 Website : www.borosil.com Email : borosil@borosil.com </div> </div>						
<div> EXTRACT OF STATEMENT OF UNAUDITED STANDALONE AND CONSOLIDATED FINANCIAL RESULTS FOR THE QUARTER AND NINE MONTHS ENDED 31st DECEMBER, 2020 </div>						
Particulars	Standalone			Consolidated		
	Quarter ended (31/12/2020)	Nine Months Ended (31/12/2020)	Quarter ended (31/12/2019)	Quarter ended (31/12/2020)	Nine Months Ended (31/12/2020)	Quarter ended (31/12/2019)
Total income from operations	19,031.36	35,913.19	17,864.76	20,522.57	40,071.15	19,072.54
Net Profit for the period / year before Tax and Exceptional items	3,044.99	3,171.78	2,504.86	3,086.80	3,333.12	2,454.86
Net Profit for the period / year before Tax (After Exceptional items)	3,044.99	3,171.78	2,504.86	3,086.80	3,333.12	2,454.86
Net Profit for the period / year after Tax (After Exceptional items)	2,178.06	2,286.40	1,865.24	2,192.73	2,391.90	1,830.30
Total Comprehensive Income for the period / year (Comprising profit for the period / year (after tax) and other comprehensive income (after tax))	2,171.24	2,265.53	1,863.38	2,185.81	2,370.74	1,830.10
Equity Share Capital	1,140.60	1,140.60	-	1,140.60	1,140.60	-
Equity Share Suspense Account (Refer Note 2)	-	-	1,140.60	-	-	1,140.60
Other Equity (Excluding Revaluation Reserve as shown in the Balance Sheet)	-	-	-	-	-	-
Earning per equity share (in ₹.) (Face value of ₹ 1/- each) (Refer Note 2)						
Basic (Not Annualised)*	1.91*	2.00*	1.64*	1.91*	2.06*	1.61*
Diluted (Not Annualised)*	1.91*	2.00*	1.64*	1.91*	2.06*	1.61*

Note:

- The above is an extract of the detailed format of Unaudited Standalone and Consolidated Financial Results for the quarter and nine months ended 31st December, 2020, filed with the Stock Exchanges on 11th February, 2021 under Regulation 33 of the SEBI (Listing Obligations and Disclosure Requirements) Regulations, 2015. The full format of the said Financial Results are available on the Stock Exchanges website (www.bseindia.com and www.nseindia.com) and on the Company's website (www.borosil.com).
- Equity share suspense account for the quarter ended 31st December, 2019 represents shares to be issued to the shareholder of the demerged Company pursuant to the Scheme and accordingly the same had been considered while calculating Earnings Per Share (EPS) for the said quarter as per Indian Accounting Standard (Ind AS) 33 "Earning Per Share".
- The above results have been reviewed by the Audit Committee and approved by the Board of Directors at their meeting held on 11th February, 2021. The Statutory Auditors of the Company have carried out a Limited Review of the above results.

For Borosil Limited
Shreevar Kheruka
Managing Director & CEO
(DIN : 01802416)

Place : Mumbai
Date : 11.02.2021


ASHOK LEYLAND
Aapki Jeet. Hamari Jeet.

ASHOK LEYLAND LIMITED

Regd. Office :1, Sardar Patel Road, Guindy, Chennai - 600 032; Ph:+91 44 2220 6000, Fax:+91 44 2220 6001;
CIN : L34101TN1948PLC000105; Website: www.ashokleyland.com; Email id: secretarial@ashokleyland.com

**EXTRACT OF STANDALONE AND CONSOLIDATED UNAUDITED FINANCIAL RESULTS FOR THE QUARTER
AND NINE MONTHS ENDED DECEMBER 31, 2020**

(₹ in Crores)

Sl. No	Particulars	Standalone					Consolidated				
		Quarter Ended		Nine Months Ended		Year Ended	Quarter Ended		Nine Months Ended		Year Ended
		31.12.2020	31.12.2019	31.12.2020	31.12.2019	31.03.2020	31.12.2020	31.12.2019	31.12.2020	31.12.2019	31.03.2020
		Unaudited		Unaudited		Audited	Unaudited		Unaudited		Audited
1	Total revenue from operations	4,813.51	4,015.65	8,300.96	13,629.01	17,467.47	5,954.17	5,188.84	11,311.99	16,863.23	21,951.27
2	Net Profit / (Loss) before exceptional items and tax	27.78	56.34	(676.45)	521.12	517.75	111.65	123.46	(491.15)	701.42	792.44
3	Net Profit / (Loss) before tax	(18.25)	54.17	(725.85)	434.02	361.92	65.62	121.29	(540.55)	650.18	739.16
4	Net Profit / (Loss) for the period	(19.38)	27.75	(554.85)	296.84	239.52	38.32	57.11	(446.73)	402.02	459.80
5	Total comprehensive Income / (Loss) for the period [comprising profit / (loss) for the period (after tax) and Other comprehensive income / (Loss) (after tax)]	(33.00)	28.75	(567.33)	266.01	176.89	114.74	81.12	(284.86)	464.58	633.31
6	Paid-up equity share capital	293.55	293.55	293.55	293.55	293.55	293.55	293.55	293.55	293.55	293.55
7	Other equity					6,970.44					7,495.26
8	Earnings / (Loss) per share (of Re.1/- each)										
	a) Basic	(0.07)	0.09	(1.89)	1.01	0.82	0.05	0.09	(1.76)	1.09	1.15
	b) Diluted	(0.07)	0.09	(1.89)	1.01	0.82	0.05	0.09	(1.76)	1.09	1.15

Notes :

(1) The above is an extract of the detailed format of financial results for the quarter and nine months ended december 31, 2020 filed with the Stock Exchanges under Regulation 33 of the SEBI (Listing Obligations and Disclosure Requirements) Regulations, 2015 as amended from time to time. The full format of the financial results for the quarter and nine months ended december 31, 2020 are available on the Stock Exchange websites (www.nseindia.com and www.bseindia.com) and on the Company's website (www.ashokleyland.com).

(2) The figures for the previous periods have been reclassified / regrouped wherever necessary.

On behalf of the Board of Directors


VIPIN SONDI

Managing Director & CEO

Place : New Delhi

Date : Feburary 11, 2021

Visit us at : www.ashokleyland.com



HINDUJA GROUP

[illegible]

<div> <div>BOROSIL®</div> <div>BOROSIL LIMITED</div> <div>CIN: L36100MH2010PLC292722</div> <div> Regd. Office : 1101, Crescenzo, G-Block, Opp. MCA Club, Bandra Kurla Complex, Bandra, Mumbai - 400 051. Tel.No. (022) 6740 6300 Fax No. : (022) 6740 6514 Website : www.borosil.com Email : borosil@borosil.com </div> </div>						
EXTRACT OF STATEMENT OF UNAUDITED STANDALONE AND CONSOLIDATED FINANCIAL RESULTS FOR THE QUARTER AND NINE MONTHS ENDED 31 st DECEMBER, 2020						
Particulars	Standalone			Consolidated		
	Quarter ended (31/12/2020)	Nine Months Ended (31/12/2020)	Quarter ended (31/12/2019)	Quarter ended (31/12/2020)	Nine Months Ended (31/12/2020)	Quarter ended (31/12/2019)
Total income from operations	19,031.36	35,913.19	17,864.76	20,522.57	40,071.15	19,072.54
Net Profit for the period / year before Tax and Exceptional items	3,044.99	3,171.78	2,504.86	3,086.80	3,333.12	2,454.86
Net Profit for the period / year before Tax (After Exceptional items)	3,044.99	3,171.78	2,504.86	3,086.80	3,333.12	2,454.86
Net Profit for the period / year after Tax (After Exceptional items)	2,178.06	2,286.40	1,865.24	2,192.73	2,391.90	1,830.30
Total Comprehensive Income for the period / year (Comprising profit for the period / year (after tax) and other comprehensive income (after tax))	2,171.24	2,265.53	1,863.38	2,185.81	2,370.74	1,830.10
Equity Share Capital	1,140.60	1,140.60	-	1,140.60	1,140.60	-
Equity Share Suspense Account (Refer Note 2)	-	-	1,140.60	-	-	1,140.60
Other Equity (Excluding Revaluation Reserve as shown in the Balance Sheet)	-	-	-	-	-	-
Earning per equity share (in ₹.) (Face value of ₹ 1/- each) (Refer Note 2)						
Basic (Not Annualised)*	1.91*	2.00*	1.64*	1.91*	2.06*	1.61*
Diluted (Not Annualised)*	1.91*	2.00*	1.64*	1.91*	2.06*	1.61*

Note:

- The above is an extract of the detailed format of Unaudited Standalone and Consolidated Financial Results for the quarter and nine months ended 31st December, 2020, filed with the Stock Exchanges on 11th February, 2021 under Regulation 33 of the SEBI (Listing Obligations and Disclosure Requirements) Regulations, 2015. The full format of the said Financial Results are available on the Stock Exchanges website (www.bseindia.com and www.nseindia.com) and on the Company's website (www.borosil.com).
- Equity share suspense account for the quarter ended 31st December, 2019 represents shares to be issued to the shareholder of the demerged Company pursuant to the Scheme and accordingly the same had been considered while calculating Earnings Per Share (EPS) for the said quarter as per Indian Accounting Standard (IndAS) 33 "Earning Per Share".
- The above results have been reviewed by the Audit Committee and approved by the Board of Directors at their meeting held on 11th February, 2021. The Statutory Auditors of the Company have carried out a Limited Review of the above results.

For Borosil Limited

Shreevar Kheruka

Managing Director & CEO

(DIN : 01802416)

Place : Mumbai

Date : 11.02.2021