



Transpek Industry Limited

Reg. Office:
4th Floor, Lileria 1038
Gotri - Sevasi Road
Vadodara - 390021. Gujarat, (India)

Date: 26th November, 2022

To,
BSE Limited
P.J. Towers,
Dalal Street, Mumbai – 400 001
Ref: Scrip Code: 506687

Subject: Investor Presentation

Dear Sir/Madam,

Pursuant to Regulation 30(6) of the Securities and Exchange Board of India (Listing Obligations and Disclosure Requirements), Regulations, 2015, we enclose herewith Investor presentation for November, 2022.

The aforementioned presentation will also be uploaded on the Company's website viz. www.transpek.com.

We request you to take the above on your records and acknowledge receipt.

Thanking you,

**Yours faithfully,
For Transpek Industry Limited**

**Bimal V. Mehta
Managing Director
DIN: 00081171**



Works:
At. & Post: Ekalbara
Taluka: Padra
Dist.: Vadodara - 391 440
Gujarat (India)
Ph.: +91-2662-244444, 244318, 244309
Fax: +91-2662-244439, 244207





Transpek Industry Limited

Investor Presentation
November 2022

This presentation and the accompanying slides (the “Presentation”), which have been prepared by **Transpek Industry Limited** (the “Company”), have been prepared solely for information purposes and do not constitute any offer, recommendation or invitation to purchase or subscribe for any securities, and shall not form the basis or be relied on in connection with any contract or binding commitment what so ever. No offering of securities of the Company will be made except by means of a statutory offering document containing detailed information about the Company.

This Presentation has been prepared by the Company based on information and data which the Company considers reliable, but the Company makes no representation or warranty, express or implied, whatsoever, and no reliance shall be placed on, the truth, accuracy, completeness, fairness and reasonableness of the contents of this Presentation. This Presentation may not be all inclusive and may not contain all of the information that you may consider material. Any liability in respect of the contents of, or any omission from, this Presentation is expressly excluded.

Certain matters discussed in this Presentation may contain statements regarding the Company’s market opportunity and business prospects that are individually and collectively forward-looking statements. Such forward-looking statements are not guarantees of future performance and are subject to known and unknown risks, uncertainties and assumptions that are difficult to predict. These risks and uncertainties include, but are not limited to, the performance of the Indian economy and of the economies of various international markets, the performance of the industry in India and world-wide, competition, the company’s ability to successfully implement its strategy, the Company’s future levels of growth and expansion, technological implementation, changes and advancements, changes in revenue, income or cash flows, the Company’s market preferences and its exposure to market risks, as well as other risks. The Company’s actual results, levels of activity, performance or achievements could differ materially and adversely from results expressed in or implied by this Presentation. The Company assumes no obligation to update any forward-looking information contained in this Presentation. Any forward-looking statements and projections made by third parties included in this Presentation are not adopted by the Company and the Company is not responsible for such third-party statements and projections.



Q2 &H1 FY23 - Financial Highlights

Business Highlights (1/2)

- Company registered good quarterly and half-yearly performances with total revenue of Rs 221 crores for Q2FY23 and Rs 436 crores for H1FY23. Higher realization, rising demand from the end application market, and a better product mix have boosted business performance during the period.
- Business performance has been resilient over the last few quarters led by healthy demand for our key products despite the uncertain global political and economic environment.
- Demand for acid and alkyl chlorides has remained strong primarily due to the growing importance of chloride in pharmaceuticals, polymers, and other industries. So, the company's product outlook remains quite positive.
- New range of acid chlorides is doing well and receiving healthy inquiries. We expect these new products to pick up once we have a mandate from clients. Some non-chlorination chemicals are still in the early phases and will get more clarity in the coming quarters
- Raw Material costs, Insurance premiums & Logistic costs have risen meaningfully over the last 2 years and part of the costs has been passed to customers. Although in competitive products, we have focused more on maintaining the market share. Some of the cost has been on a reduction path though still being somewhat high.

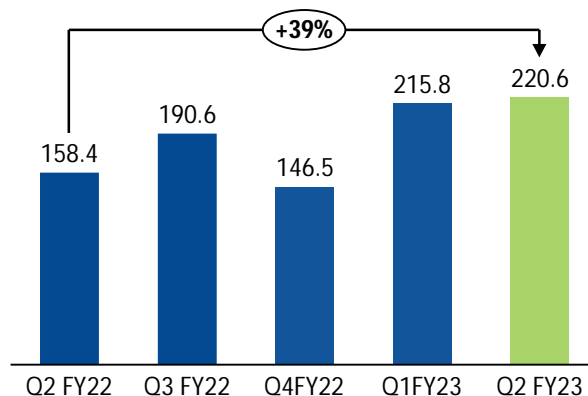
Business Highlights (2/2)

- We have primary approval for adding 450 metric tons per month of alkyl and acid chloride, but we can only add up to 250 metric tons due to the current effluent or emission level norms. We are awaiting the final approval from regulatory and expected to get a nod in the coming month. We are evaluating the progress and are planning accordingly. This expansion will be in same premise at Ekalbara, Gujarat.
- We have undertaken a capital expenditure of Rs.35 crores to replace an old plant for one existing product where demand is expected to be higher. The new plant will add capacity to the tune of 70% of the current plant capacity and will also allow to produce other products.
- At present, we are a prominent manufacturer of range of Chlorides. Some of these chemicals are quite competitive and we intend to focus more on retaining our market share and maintaining and further enhancing our already strong relationships.
- With the pipeline of new products in chlorine and non-chlorine chemistry, the company will be in a good position to seize the upcoming opportunity in multi-synthesis products.

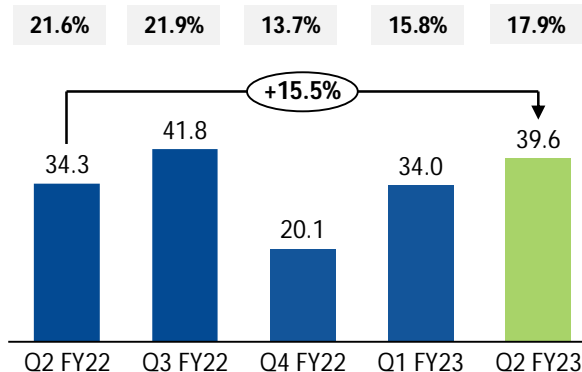
Performance Highlights



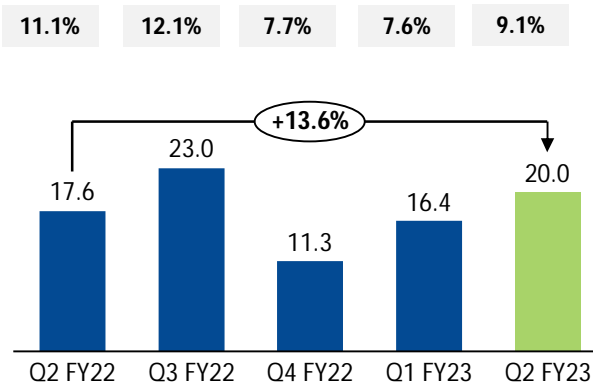
Revenue* (Rs. In Cr)



EBITDA* (Rs. In Cr)



PAT (Rs. In Cr)

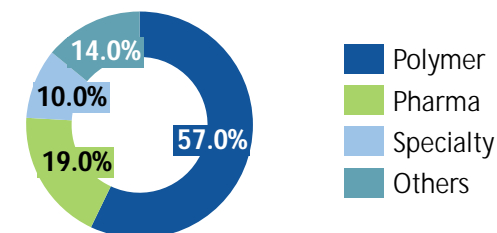


Margin

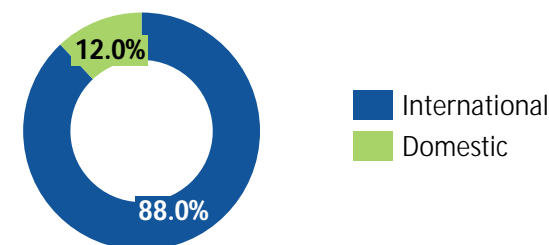
21.6% 21.9% 13.7% 15.8% 17.9%

11.1% 12.1% 7.7% 7.6% 9.1%

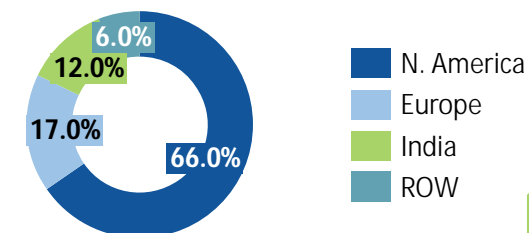
Q2 FY23 Sales Distribution based on Application



Q2 FY23 - Revenue Breakup



Q2 FY23 - Region wise break up

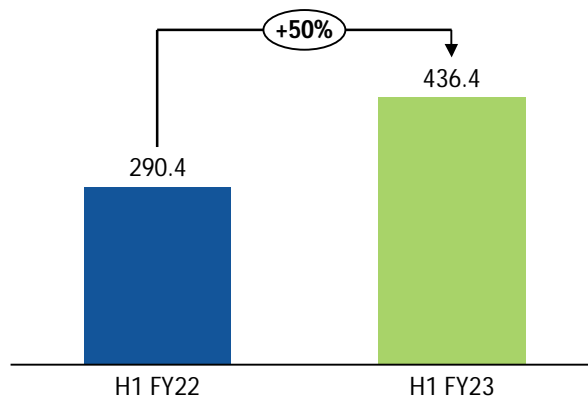


*Includes other income as major part of TIL's other income consists of Export incentives and duty drawbacks that are directly linked to the export sales

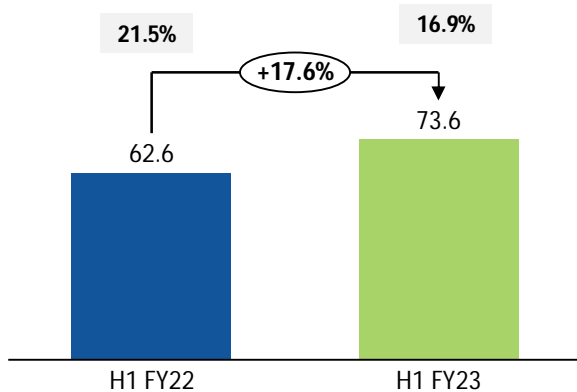
Performance Highlights



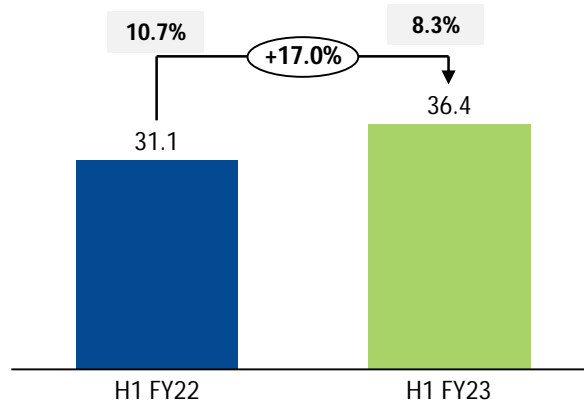
Revenue* (Rs. In Cr)



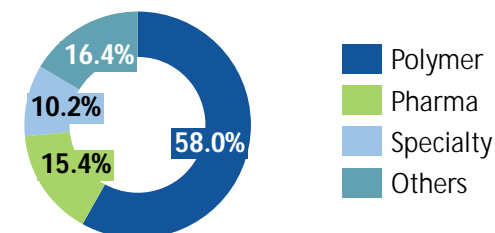
EBITDA* (Rs. In Cr)



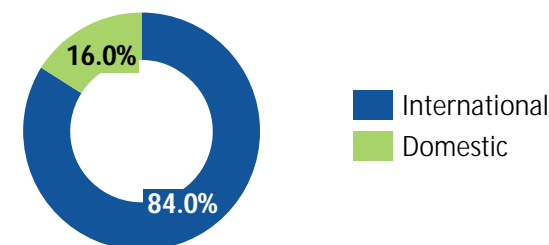
PAT (Rs. In Cr)



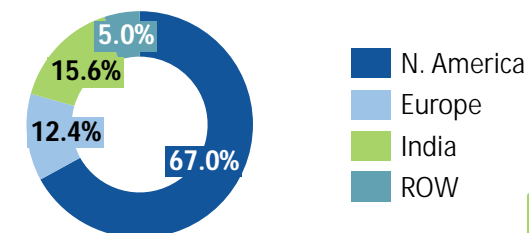
H1 FY23 Sales Distribution based on Application



H1 FY23 - Revenue Breakup



H1 FY23 - Region wise break up



*Includes other income as major part of TIL's other income consists of Export incentives and duty drawbacks that are directly linked to the export sales

Q2 & H1 FY23 - Consolidated Profit & Loss Account

Particulars (Rs. Crores)	Q2 FY23	Q2 FY22	Y-o-Y	H1 FY23	H1 FY22	Y-o-Y
Revenue from Operations	216.2	154.7		427.7	276.4	
Other Income	4.4	3.8		8.7	14.0	
Total Revenue from operations	220.6	158.4	39.2%	436.4	290.4	50.2%
Cost of materials consumed	115.6	90.8		231.1	155.1	
Purchases of stock-in-trade	0.0	0.0		0.0	0.0	
Changes in inventories	-1.9	-13.7		5.4	-14.0	
Total Raw Material	113.7	77.1		236.5	141.1	
Employee Expenses	14.6	12.9		29.2	25.8	
Other Expenses	52.7	34.2		97.1	61.0	
EBITDA (Including Other Income)	39.6	34.3	15.5%	73.6	62.6	17.6%
EBITDA Margin (%)	17.9%	21.6%		16.9%	21.5%	
Depreciation	8.1	7.2		16.2	14.5	
EBIT	31.5	27.0		57.4	48.1	
EBIT Margin (%)	14.6%	17.5%		13.4%	17.4%	
Finance Cost	4.8	2.7		8.5	5.0	
Exceptional Item	0.0	0.0		0.0	0.0	
Profit before Tax	26.7	24.4		48.8	43.0	
Tax	6.7	6.8		12.4	11.9	
Profit After Tax	20.0	17.6	13.6%	36.4	31.1	16.9%
PAT Margin (%)	9.1%	11.1%		8.3%	10.7%	
EPS (in Rs.)	35.78	31.5		65.14	55.71	

Sep'22 - Consolidated Balance Sheet

Liabilities (Rs. Crores)	Sep-22	Mar-22
Equity		
Equity Share capital	5.6	5.6
Other Equity	515.3	478.7
Total Equity	520.8	484.3
Financial liabilities		
(i) Borrowings	37.4	34.8
(ii) Lease liabilities	48.7	6.2
Provisions	2.5	3.3
Deferred tax liabilities (Net)	73.2	69.8
Total Non Current Liabilities	161.8	114.0
Financial liabilities		
(i) Borrowings	79.4	94.3
(ii) Trade Payables	74.1	56.4
(iii) Other financial liabilities	14.3	10.5
(iv) Lease liabilities	13.5	1.8
Provisions	0.2	0.2
Other current liabilities	5.5	2.6
Current tax liabilities (Net)	0.0	0.0
Total Current Liabilities	187.1	165.8
Total Equity and Liabilities	869.7	764.1

Assets (Rs. Crores)	Sep-22	Mar-22
Non Current assets		
Property, Plant and Equipment	290.1	287.1
Capital work-in-progress	23.8	16.1
Right to use of lease assets	58.5	7.4
Intangible assets	0.0	0.0
Financial Assets		
(i) Investments	212.5	195.9
(iii) Loans	0.0	0.0
(ii) Other financial assets	2.9	1.0
Other non-current assets	11.5	12.6
Total Non Current Assets	599.2	520.0
Current Assets		
Inventories	73.6	66.1
Financial Assets		
(i) Trade receivables	123.1	99.2
(ii) Cash and cash equivalents	0.2	1.6
(iii) Bank balances other than above	32.4	49.4
(iv) Loans	0.0	0.0
(v) Other financial assets	1.3	2.5
Other current assets	39.9	25.3
Total Current Assets	270.5	244.1
Total Assets	869.7	764.1

Sep'22 - Consolidated Cash Flow Statement

Particulars (Rs. Crores)	Sep-22	Sep-21
Net Profit Before Tax	48.8	43.0
Adjustments for: Non Cash Items / Other Investment or Financial Items	27.8	21.4
Operating profit before working capital changes	76.7	64.4
Changes in working capital	-19.8	-6.7
Cash generated from Operations	56.9	57.7
Direct taxes paid (net of refund)	11.0	11.5
Net Cash from Operating Activities	45.9	46.2
Net Cash from Investing Activities	-7.1	-52.1
Net Cash from Financing Activities	-40.2	3.1
Net Decrease in Cash and Cash equivalents	-1.4	-2.9
Add: Cash & Cash equivalents at the beginning of the period	1.6	15.3
Cash & Cash equivalents at the end of the period	0.2	12.4

Capex

- The Capex for next two years will be based on the timing of the introduction of new products and any significant investment will be announced appropriately.
- It is proposed to replace an existing old plant with a new plant of about 70% higher capacity. This would help capture higher demand of the product in future.

Logistic & Sourcing

- The company has not faced any major sourcing issues. However, there are some logistic delays as experienced by the Industries globally and the cost of logistics and materials has also increased in many cases. However the overall situation has improved recently. The Company has been actively managing the issues with good outcomes.

Long Term Agreement

- The business has recovered and has reached to good volume in FY 2022.
- While the overall business, economic & political situation continues to have significant uncertainties at present, the Company does not expect any major impact on its volumes in the coming period.

EBITDA

- Average expected EBITDA is about 16% to 20%. However, this can go beyond this range up or down as it is dependent on product mix (based on the demand), pricing and volumes. Also, it can vary from quarter to quarter due to product mix and raw material prices.



Transpek at Glance

About us

Environment Protection



Founded by
Shri. Govindji
Shroff in 1965



Creative Chemistry



Over three
decades of
presence in the
international
market

Part of Excel
group of
companies

Over 5 decades
experience in
Sulphur and
Chlorine
Chemistry



Customer Focus

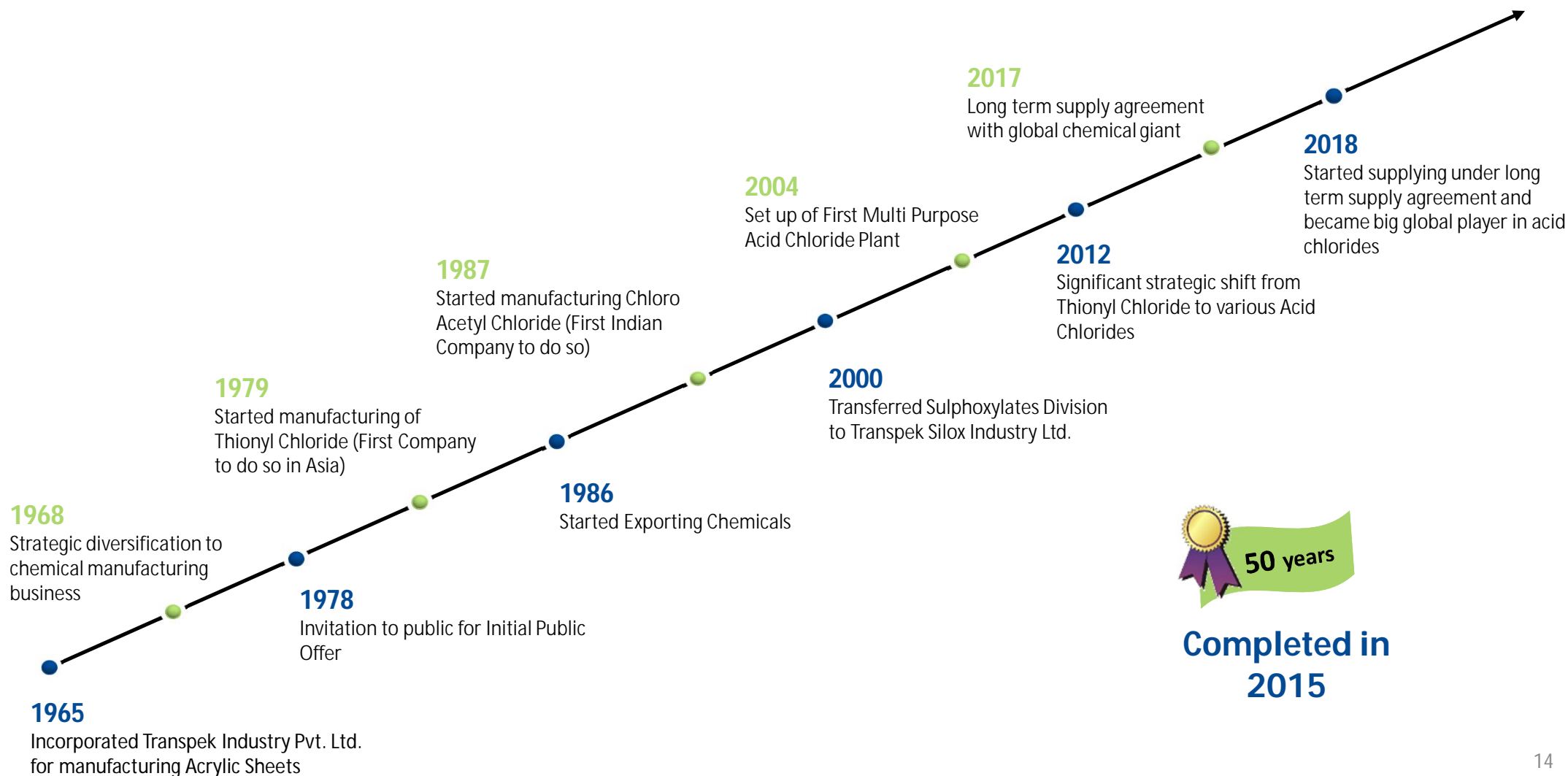


Exploring every
possible
compound
from Sulphur
and Chlorine

Headquartered
in Vadodara, -
approximately
400 kms from
Nhava Sheva



Our journey over five decades



Our products are supplied to varied industries

Leading global supplier for '**Chlorinated Products**' to various industry sectors ranging from Pharmaceuticals, Agrochemicals and dyes to pigments.

Polymers



Pharma



Specialty Chemicals



Agro Chemicals



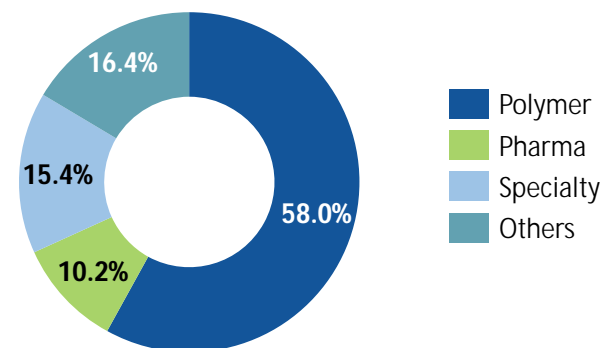
Cosmetics



Dyes



H1 FY23 Sales Distribution based on Application



Our products have multiple applications

Diversified Products Across India's Fastest Growing Industries

- 2, 4, 6 Trimethyl Benzoyl Chloride
- Octanoyl chloride
- Propargyl Chloride Solution

Specialty Chemicals

- Cocoyl Chloride
- Diethylene Glycol Dichloride
- Isononanoyl Chloride
- Lauroyl chloride

Surfactants

- 2-Methoxyethyl chloride
- 2-Propoxyethyl chloride
- Methoxyacetyl chloride
- n-Butyryl chloride
- n-Valeroyl Chloride
- Octanoyl chloride
- Propargyl Chloride Solution
- Sulphur Dichloride
- Thionyl Chloride

Agrochemicals

- 2-Chloroethylamine Hydrochloride Solution
- Isophthaloyl Chloride
- m-Nitrobenzoyl chloride
- p-Nitrobenzoyl Chloride
- Sulphur Dichloride
- Sulphur Monochloride
- Terephthaloyl chloride
- Thionyl Chloride

Dyes

- 2-Ethylhexanoyl chloride
- Isononanoyl Chloride
- Isophthaloyl Chloride
- Neodecanoyl Chloride
- Octanoyl chloride
- Pivaloyl chloride
- Terephthaloyl chloride

Polymers

- 2-Chloroethylamine Hydrochloride Solution
- 4-Chlorobutyryl Chloride
- 2-Methoxyethyl chloride
- Diethylene Glycol Dichloride
- Isobutyryl chloride
- Lauroyl chloride
- Methoxyacetyl chloride
- n-Butyryl chloride
- n-Decanoyl chloride
- n-Octyl chloride
- n-Valeroyl Chloride
- o-Toluoyl chloride
- Octanoyl chloride
- Pivaloyl chloride
- p-Nitrobenzoyl Chloride
- Propargyl Chloride Solution
- Sulphur Dichloride
- Triethyleneglycol Dichloride
- Thionyl Chloride

Pharma



"The company has a **strong experience** in manufacturing of products using chlorinated chemistry presenting **unending opportunities for supply of intermediates and specialty chemicals** suitable for **multiple applications**".

Our capabilities developed over years

Research & Development


- ◇ In house development of products
- ◇ DSIR approved R&D Facility
- ◇ R&D Lab approved by MS University of Baroda for PhD research
- ◇ Kilo lab and Pilot plants for trials before commercializing plants

Logistics

- ◇ Over 600 ISO tank management with own ISO tank repairs and cleaning stations

Customer Base

- ◇ Long lasting and strong relationship with domestic and international buyers



Sustainability Ratings

- ◇ **ECOVADIS Sustainability platform** – the company is rated very high with '**Silver Badge**'
- ◇ One of those few Indian companies to have a separate Process safety function which was set up many years back.



Manufacturing Capabilities

- ◇ Over 50 years of experience
- ◇ Unique recycling system with closed loop chemistry
- ◇ Expertise in chlorination chemistry

Supply Chain

- ◇ Stable association with vendors and service providers

Our clients trust in our capabilities & chemistries

Company has built an excellent reputation globally – Testament to our Reliability and Trustworthiness

Contract Period



10 years

Exclusive contract with a
'MNC Giant'

Products



Supply of **'Acid Chlorides'**

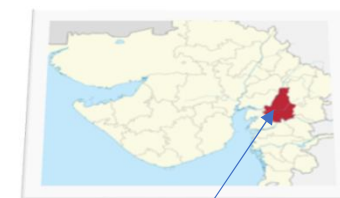
Global Player



'Global Recognition and Visibility'

- Long-term supply agreement commenced from 1st January 2018
- High performance product with dedicated manufacturing facility
- Positive effect on the turnover of the Company
- Augmented already solid reputation among Global Chemical Giants.
- EPS accretive

Our plants are multipurpose and multiproduct



Ekalbara

Located ~25 km away from the headquarter location at Vadodara, Gujarat.

- ★ Dedicated **multipurpose and multiproduct plants spread over 100 acres with total production capacity of 66,000 MTPA.**
- ★ Having an expert team of engineers for **Process Scale-up, Plant Design, Erection, and Commissioning**
- ★ Having a facility to take up **contract manufacturing as well as job work facility for our customers to provide them economically viable solutions.**
- ★ Handle projects for global clients in the areas of **pharmaceuticals, agrochemicals and specialty chemicals by deploying our expertise in chlorination technology along with other core technologies**

- Strategically located in largest chemical manufacturing zone
- ~ 400 kms away from Nhava Sheva Seaport, Mumbai
- Mundra, Pipavav and Hazira seaports are also well in reach
- Vadodara is also having ICD (Inland Container Depot) which is well connected to rail network with different regional ports

Our R & D facility is recognized by Government of India



Research & Development

Developed a comprehensive in-house R&D facility **recognized by the Department of Science & Technology, Government of India**, which is equipped with latest technology and equipment

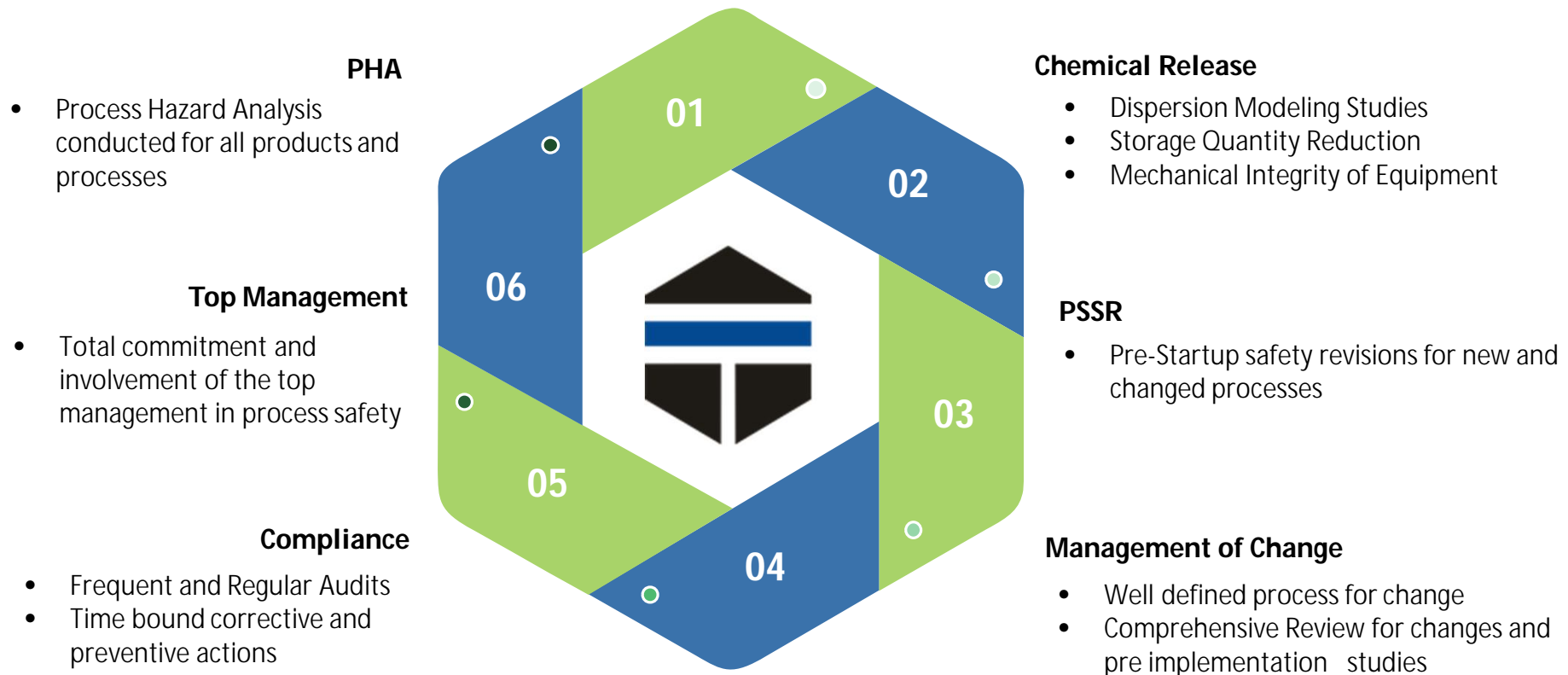
Every new and existing product undergoes a constant research at our lab

Derived **competitive edge in manufacturing of Acid Chlorides and Alkyl Chlorides, which have wide applications.** We have developed several products and started its commercial production and supply.

We have the **facility of gram lab, kilo lab and pilot plant to scale up the process.**

It also **approved by Maharaja Sayajirao University of Vadodara for allowing students pursuing Doctorate of Philosophy (Ph. D) to conduct research and experiments.**

Our top management is committed to process safety



Separate Process Safety Management Team

- Chemical Engineers
- Chemists
- Safety Professionals
- Automation Professionals

Our transportation is safe, systematic and sustainable



Logistics

- Safe, systematic and sustainable transportation is a **key challenge to ever changing global chemical industry**
- **Pioneers in developing in-house ISO Tank station which is well equipped with state-of-the-art technology**
- We manage over 600 ISO Tanks for safe and secure transportation of our products
- Each tank is closely monitored for its efficient utilization and periodically inspected by competent authority
- Our team provides end to end support to deliver the material in ISO Tanks
- **Facilitated many customers in transitioning to use ISO Tanks using our technological competence**

Packaging

- We offer different sizes of drum packing for our products which are **UN approved and certified by Indian Institute of Packaging**
- All packing, marking and labeling are prepare & ship **as per IMDG and IATA guidelines**

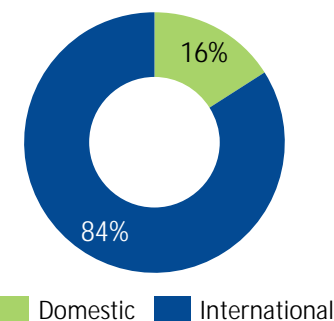
Our products are delivered across the globe

One of the Pioneering Global Exporters from India since 1986

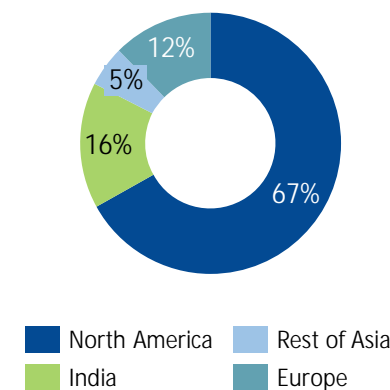
Long term relations with Leading Global Chemical Giants



H1 FY23 - Revenue Breakup



H1 FY23 - Region-wise Breakup



Our board has vast industry experience



Mr. Ashwin C. Shroff | Chairman

He is a science graduate, Mr. Shroff have emerged stronger, helping the growth of Industrial chemicals, Agro chemicals and Environment related businesses. He was the President of Indian Chemical Council (1996–1998). He is member of FICCI Environment Committee and FICCI Chemicals Committee



Mr. Bimal Mehta | Managing Director

He is a qualified CA by profession. He has worked on Sr. level positions in Indian and multi-national companies. He has 33 years of experience in Business Strategy, Market Growth, Customer Relationships and Finance



Mr. Avtar Singh | Joint Managing Director

He has 41 years of rich experience and expertise in Chemicals, pharmaceuticals and Agrochemical Products. He started his career with Gharda Chemicals Private Limited. In 1981, he joined Punjab Chemicals and Crop Protection Limited (PCCPL) and started working in Operations and handled plants in various capacities.



Mr. Atul G. Shroff | Director

He had been the MD of the Company from 1981 to Nov 2017, has grown through the ranks of the Company since its inception. His keen sense of understanding the chemical processes has resulted in development of several innovative and appropriate improvements in our various plants



Mr. Dipesh K. Shroff | Director

He holds a Diploma in Civil Engineering, M.E.P. from IIM, Ahmedabad and OPM from Harvard Business School, Boston; he is presently the MD of Agrocel Industries Pvt. Ltd



Mr. Ravi A. Shroff | Director

He is B.E. (Chemical Engineering) and M.S. (Chemistry). He is also holding directorship in several private limited companies and one Investment Company. He is also a partner in several partnerships. Presently he is the MD in Excel Industries Ltd



Mr. Ninad D. Gupte | Independent Director

He is a B.Sc degree from Bombay University, PGDBM (XLRI-Jamshedpur), and Diploma in Tax Management (Bajaj Institute of Management-Bombay University). He has 39 years of experience with the industry in the field of chemicals, petrochemicals and agrochemicals



Mr. Bernd Dill | Independent Director

He is a German national, having emphasis on mathematics and natural sciences, Doctoral Thesis in Chemistry "Summa Cum Laude" at Frankfurt University. Recently, he has left his latest position as Executive Vice President Technology of Lurgi AG in Frankfurt and started his own company, Dr. Bernd Dill Consulting, based in Germany and Switzerland



Mr. Nimish U Patel | Independent Director

He has 23 years of experience with the industry in the field of Electro Plating, Textile and Pharma Industries. He is the MD of Shri Dinesh Mills Ltd. He is also holding the position of Director in Ultramarine & Pigments Ltd. He is also the Chairman and MD of Dinesh Remedies Ltd, a subsidiary of Shri Dinesh Mills Ltd



Ms. Geeta Goradia | Independent Director

She is MA Honors in Industrial Economics and Law from Maharaja Sayajirao University of Vadodara. She started her career as a Management Trainee in Mukund Iron & Steel Works, Mumbai and reached to a level of MD of renowned Company of Vadodara viz. Jewel Consumer Care Pvt. Ltd.



Mr. Hemant J. Bhatt | Independent Director

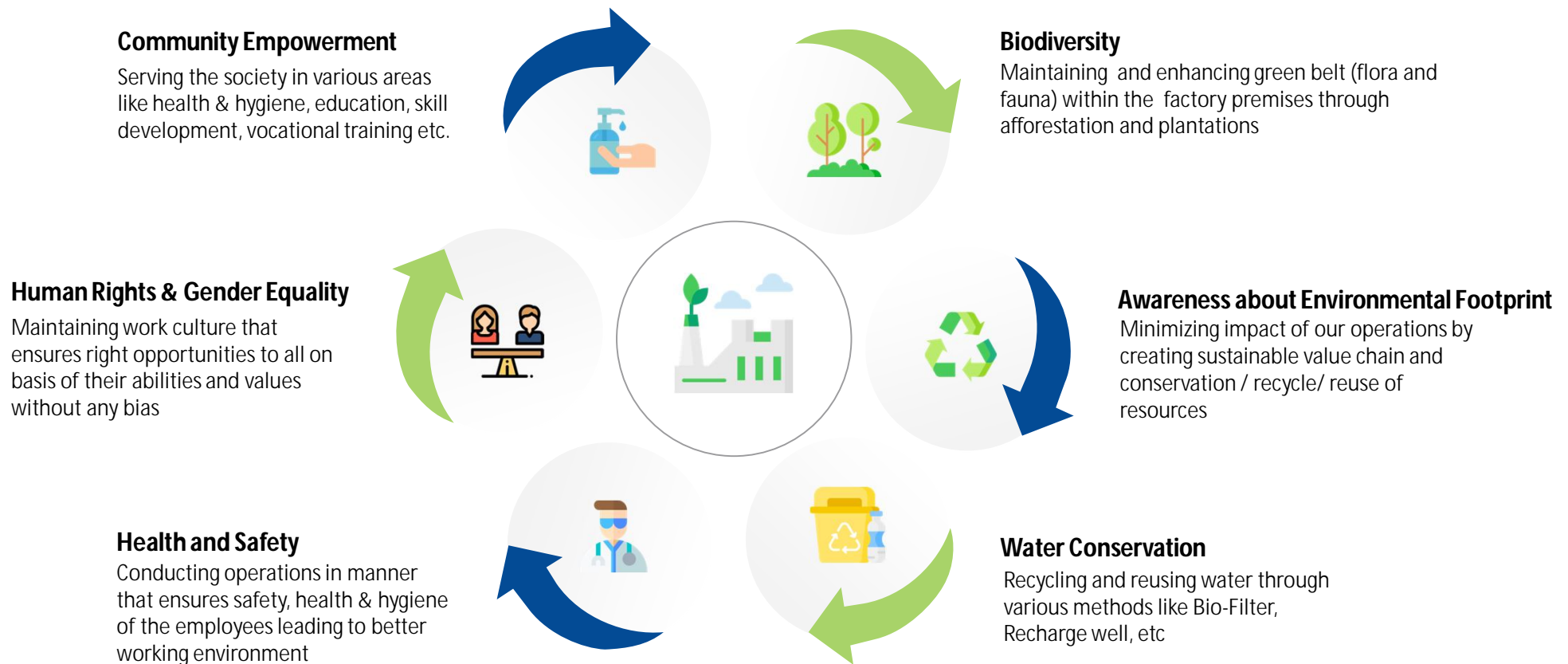
He is having 29 years of post qualification experience in the financial domain. The scope of excellence includes field of Auditing, Project consulting, Fund syndication, Merchant Banking Activities, Financial Consulting, Risk Management, Corporate Governance, Six Sigma, IFRS, XBRL, SOX. He had been designated as the head of Gujarat Operations for BDO Consulting Pvt. Ltd.



Mr. Anandmohan Tiwari | Independent Director

He has worked as a member of the Indian Administrative Service for 34 years, out of which for 20 years in social sector namely women's empowerment, rural development, tribal development, education and CSR. He has worked as MD in Gujarat Narmada Valley Fertilizers Company, Gujarat Alkalies and Chemicals Ltd, Vadodara and Gujarat State Fertilizers & Chemicals, Ltd, Vadodara

Our company has adopted a sustainable method of doing business



Well Established, Efficient & Effective Safety and Environmental Practices

Accredited with ISO 9001:2015, ISO 14001:2015, BS OHSAS 18001:2007 for Management System and ISO 50001:2011 for Energy Management System



ESG at the heart of all we do

Corporate social responsibility

Women Empowerment Workshops

Understanding the needs of communities, addressing them through need-based projects and making them work together to help create game changing development for sustainable growth



Vocational Training

Our vision is to actively contribute towards creating innovative and sustainable solutions in the fields of health, education, vocational training and skill building and in doing so, build a better sustainable way of life for the weaker sections of the society



Solidifying the base

Focus on all round development of children with special teaching classes for academic purpose and workshops having various activities



Health Awareness

Several sessions arranged for creating health awareness on issues like HIV, Anemia, Women's Health and hygiene, Cancer etc. Special medical check up camps are also arranged for addressing their health issues and for providing medicines and guidance to everyone



Strengthening the Foundation



Awards and Recognitions – A glimpse

Government of Gujarat: Excellence in CSR Award



Shri Atul Shroff, Director & Union Leader Shri Ashok Narsinh receiving the award at the hands of Hon. O. P. Kohli – Governor of Gujarat

FGI Award for Excellence in the field of Environment Pollution Abatement & Preservation



Shri Bimal V. Mehta, MD, receiving Federation of Gujarat Industries Award at the hands of Shri Manohar Parrikar, Minister of Defence, Government of India

Indian Chemical Council: Best in Social Responsibility Award



Vice President (Marketing) and Dy. General Manager (HRM) receiving the Indian Chemical Council Award for Social Responsibility

Many Awards in Social Responsibility, Environment Protection & Water Conservation
Recognition for Company's Values, Ethics and Social Commitment

Environment, health and safety



Rainwater harvesting and recharging



Green cover in Transpek premise



Safety is our responsibility

We have **Full-fledged Effluent management system** with a licensed discharge facility to the central Effluent channel
Our company has **100 acres of land** with a green belt of more than **30,000 trees** within its premises

Socially responsible at the time of COVID – 19

Activities done during COVID-19:



Arranged for immunity boosting medicines including multi vitamins, zinc and iron sucrose injections, as per the requirements of Primary Health Centre – Mujpur, along with gloves and sanitizer bottles for their health staff



During the lockdown period, packed lunches were provided from our factory's canteen to various Govt. personnel on duty



Distribution of masks, sanitizer bottles, homeopathic medicines etc in Ekalbara and Mahuvad villages



Help to Employees - Personal attention on wellbeing, Distribution of Preventive Ayurvedic and Homeopathic Medicine & Increase in Medical and Life Insurance Limits



Donation of Sanitization Tunnel at District Collector Office



Contribution to Chief Minister's Fund



Provided Infusion Pumps to Govt. Hospital.
Oxygen provided to Employees, Individuals and Hospitals



Company's ambulance was given to SSG Hospital, Vadodara for 10 days to transport patients infected with COVID-19





Historical Financial Highlights

FY22 – Consolidated Profit & Loss Account

Particulars (Rs. Crores)	FY22	FY21	Y-o-Y
Revenue from Operations	599.1	339.4	
Other Income	28.4	17.3	
Total Revenue from operations	627.5	356.7	75.9%
Cost of materials consumed	332.9	159.3	
Purchases of stock-in-trade	0.0	0.0	
Changes in inventories of finished goods, work-in-progress and stock-in-trade	-18.2	3.2	
Total Raw Material	314.7	162.6	
Employee Expenses	51.5	44.9	
Other Expenses	136.8	84.8	
EBITDA (Including Other Income)	124.5	64.5	93.2%
EBITDA Margin (%)	19.8%	18.1%	
Depreciation	29.7	28.5	
EBIT	94.8	35.9	
EBIT Margin (%)	15.8%	10.6%	
Finance Cost	10.5	10.4	
Exceptional Item	0.0	0.0	
Profit before Tax	84.2	25.5	
Tax	18.8	2.2	
Profit After Tax	65.4	23.3	180.6%
PAT Margin (%)	10.4%	6.5%	
EPS (in Rs.)	117.09	41.74	

Mar'22 - Consolidated Balance Sheet

Liabilities (Rs. Crores)	Mar-22	Mar-21
Equity		
Equity Share capital	5.6	5.6
Other Equity	478.7	374.2
Total Equity	484.3	379.8
Financial liabilities		
(i) Borrowings	34.8	44.3
(ii) Lease liabilities	6.2	7.1
Provisions	3.3	3.1
Deferred tax liabilities (Net)	69.8	58.5
Total Non Current Liabilities	114.0	113.0
Financial liabilities		
(i) Borrowings	94.3	50.3
(ii) Trade Payables	56.4	36.1
(iii) Other financial liabilities	10.5	9.1
(iv) Lease liabilities	1.8	9.2
Provisions	0.2	0.3
Other current liabilities	2.6	1.3
Current tax liabilities (Net)	0.0	0.2
Total Current Liabilities	165.8	106.4
Total Equity and Liabilities	764.1	599.2

Assets (Rs. Crores)	Mar-22	Mar-21
Non Current assets		
Property, Plant and Equipment	287.1	271.5
Capital work-in-progress	16.1	13.9
Right to use of lease assets	7.4	15.6
Other Intangible assets	0.0	0.0
Financial Assets		
(i) Investments	195.9	142.0
(iii) Loans	0.0	0.0
(ii) Other financial assets	1.0	2.2
Other non-current assets	12.6	0.3
Total Non Current Assets	520.0	445.5
Current Assets		
Inventories	66.1	36.7
Financial Assets		
(i) Trade receivables	99.2	76.1
(ii) Cash and cash equivalents	1.6	15.5
(iii) Bank balances other than above	49.4	6.7
(iv) Loans	0.0	0.0
(v) Other financial assets	2.5	3.2
Other current assets	25.3	15.4
Total Current Assets	244.1	153.7
Total Assets	764.1	599.2

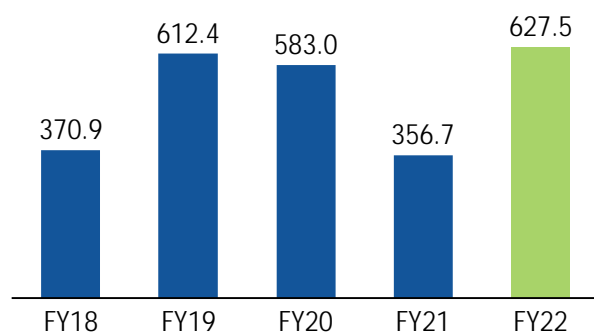
Mar'22 - Consolidated Cash Flow Statement

Particulars (Rs. Crores)	Mar-22	Mar-21
Net Profit Before Tax	84.2	25.5
Adjustments for: Non Cash Items / Other Investment or Financial Items	35.2	33.6
Operating profit before working capital changes	119.5	59.1
Changes in working capital	-49.7	-20.9
Cash generated from Operations	69.8	38.3
Direct taxes paid (net of refund)	22.7	3.8
Net Cash from Operating Activities	47.0	34.5
Net Cash from Investing Activities	-70.1	-16.8
Net Cash from Financing Activities	9.2	-2.7
Net Decrease in Cash and Cash equivalents	-13.9	15.1
Add: Cash & Cash equivalents at the beginning of the period	15.5	0.4
Cash & Cash equivalents at the end of the period	1.6	15.5

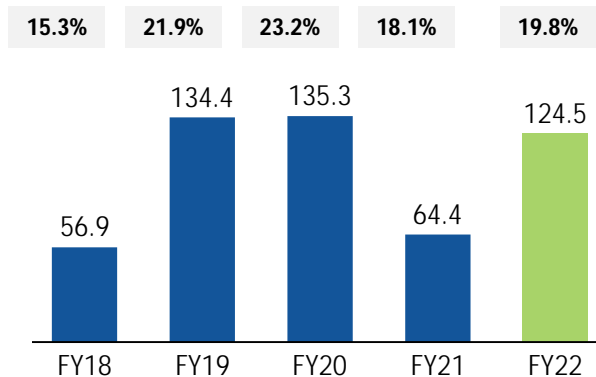
Consolidated Financial Highlights



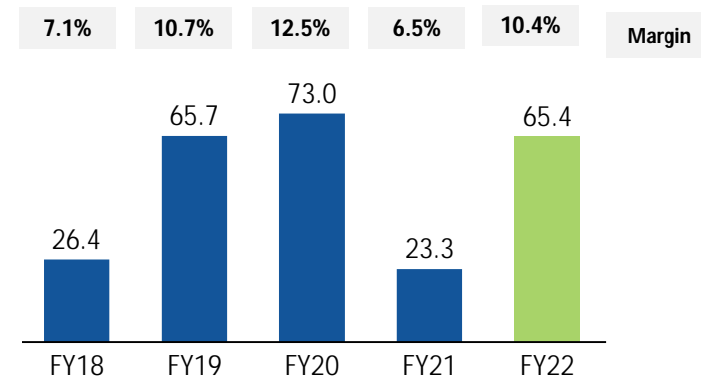
Revenue* (Rs. In Cr)



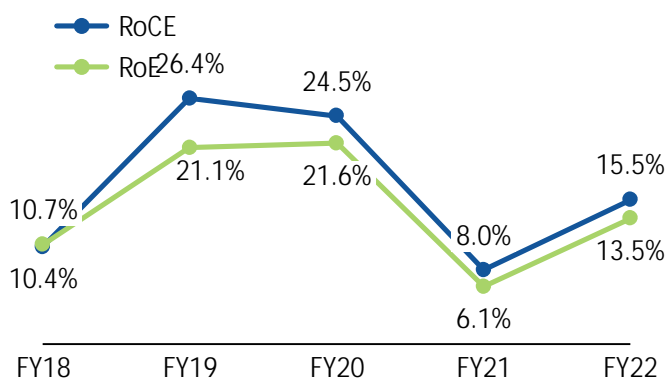
EBITDA* (Rs. In Cr)



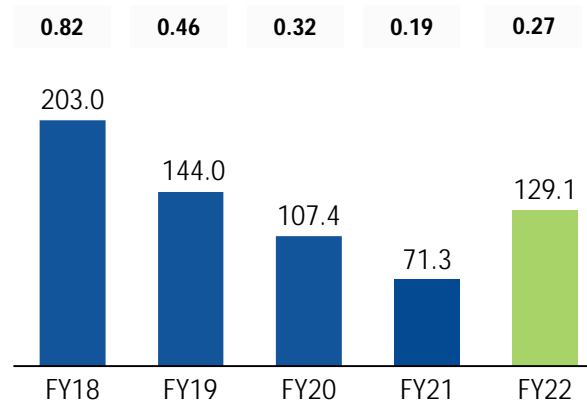
PAT (Rs. In Cr)



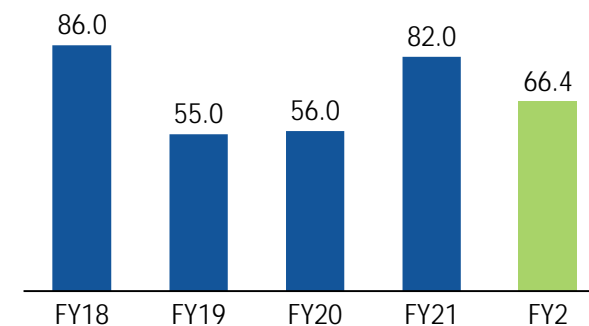
ROCE & ROE (%)



Debt (Rs. In Cr) & Debt / Equity (x)



Net Working Capital^ (No. of days)



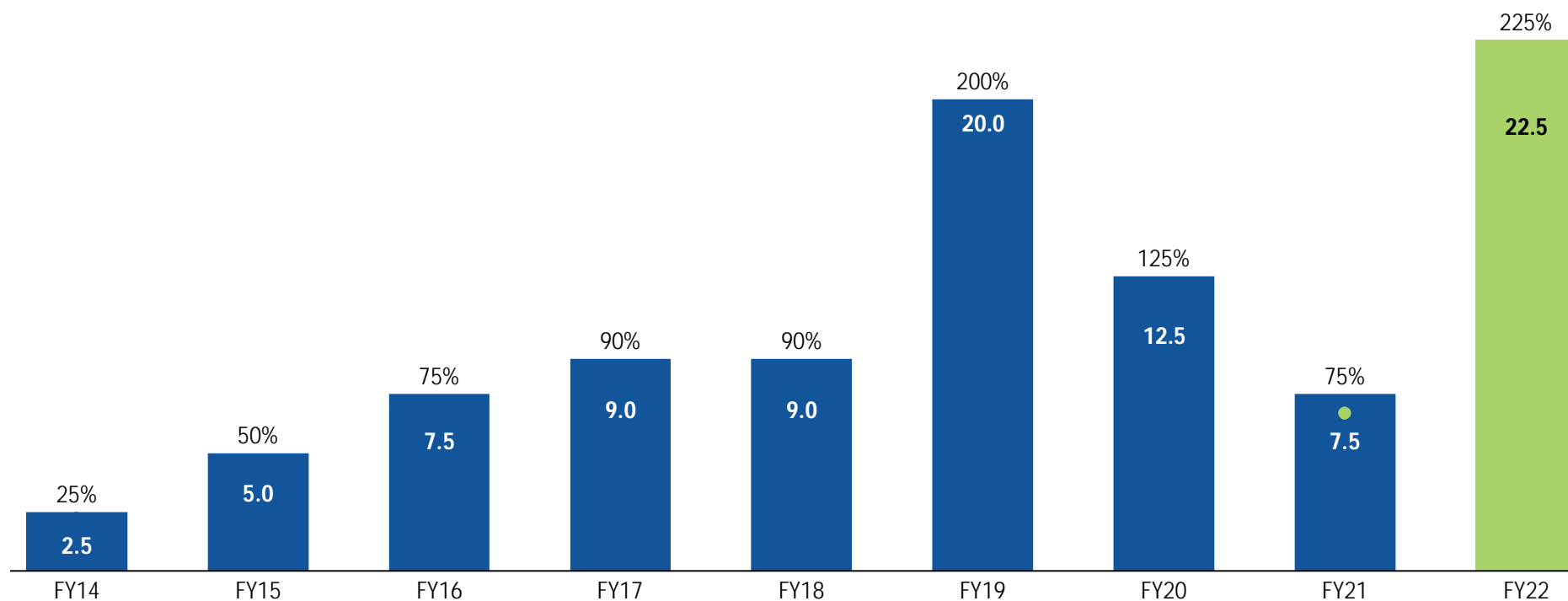
*Includes other income as major part of TIL's other income consists of Export incentives and duty drawbacks that are directly linked to the export sales | FY18 revenue are net off excise duty.

Debt includes Long term debt, short term debt and current maturities of long term debts payable to Banks & Financial Institutions. | ^Calculated on the basis of revenue from operations

Consistent Dividend Performance

Dividend

● Dividend Per Share





Way Forward

- While adding more Acid Chlorides, we have been focusing on other products that are under development at different stages. Once commercialized, these products shall provide further growth and reduce concentration on Acid Chlorides.
- The Company has been working to expand its customer base and geographical spread which will add to the overall business volumes in the coming period.
- The Long Term Strategic Growth shall be achieved through a combination of both the above, combined with intensive & continued focus on best sustainability practices and customer delight.

Contact Information

Company :

Transpek Industry Limited
CIN: L23205GJ1965PLC001343

Mr. Alak D. Vyas

E: secretarial@transpek.com

www.transpek.com

Investor Relations Advisor :

Strategic Growth Advisors Pvt. Ltd.
CIN: U74140MH2010PTC204285

Mr. Shrikant Sangani / Ms. Pankti Majithia

E: shrikant.sangani@sgapl.net / pankti.majithia@sgapl.net

T: +91 9619595686 / 9619611096

www.sgapl.net

THANK YOU

